

LCIT PUBLIC SCHOOL ,BODRI , BILASPUR

Session :2016-17

Class: KG II

Summer Holiday Assignment

20-4-16

Name : _____ Class/sec.: _____

Teacher's Sign _____

English

1. Write Aa-Zz three times in English note book.
2. Write cursive writing three times in English note book. (a - z)
3. Name them:-

a.



b.



c.



d.



e.



c) Fill in the blanks :

a , i

a. m _ _ t

b. c _ _ t

g. p _ _ n

b. s _ _ n

d. f _ _ t

h. f _ _ n

e. s _ _ t

f. h _ _ t

i. n _ _ b

3. Match the following :



bat



gun



hen



egg



apple



fan

6. Trace the cursive writing given below.

a

b

c

d

e

f

g

h

i

j

k

l

m

n

o

p

q

r

s

t

u

v

w

x

y


z



Find Me



Join the letters in sequence and colour the picture.



LCIT Public School

Bodri, Bilaspur (C.G.)

Date: _____

Subject: HINDI

Name: _____

Class/Sec: KC-II

Roll No. _____

1. चित्र पहचानकर नाम लिखो :-











2. दिए गए अक्षर से शुरू होने वाले चित्र पर गोला लगाइए :-

घ



ट



च



स



3. अक्षरों को जोड़कर शब्द बनाइये :-

ल + त = बारा =
घ + न = टाल =
फ + ल = क + थ =
ज + ग = म + न =

1. शब्द पढ़कर सही चित्र खै. मिलाए
करे :-

कप



घर



जगा

10

दस



टब



उत्र पहचानकर सही अक्षर पर गोला
अमाइए :-



16. समान ध्वनि वाले शब्द लिखे-

कस	=
जल	=
खत	=
तल	=

२. पढ़ो , लिखो और चित्र बनाओ :-



ट + ब =



न + ल =



ख + त =



ह + ल =

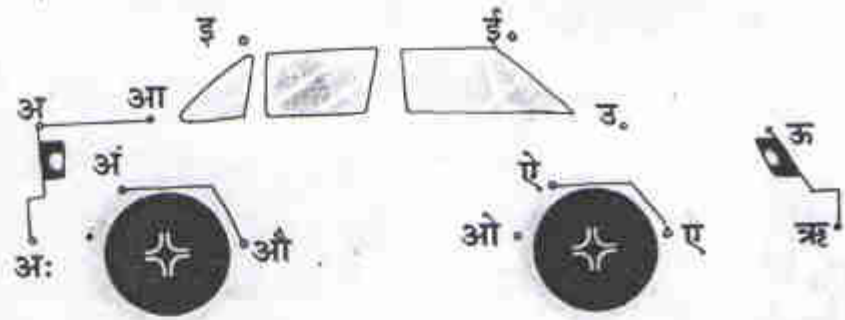


Note :- अपनी अभ्यास पुस्तिका में ऊँ से ऊँ तक तथा क से ज तक तीन बार लिखिए।

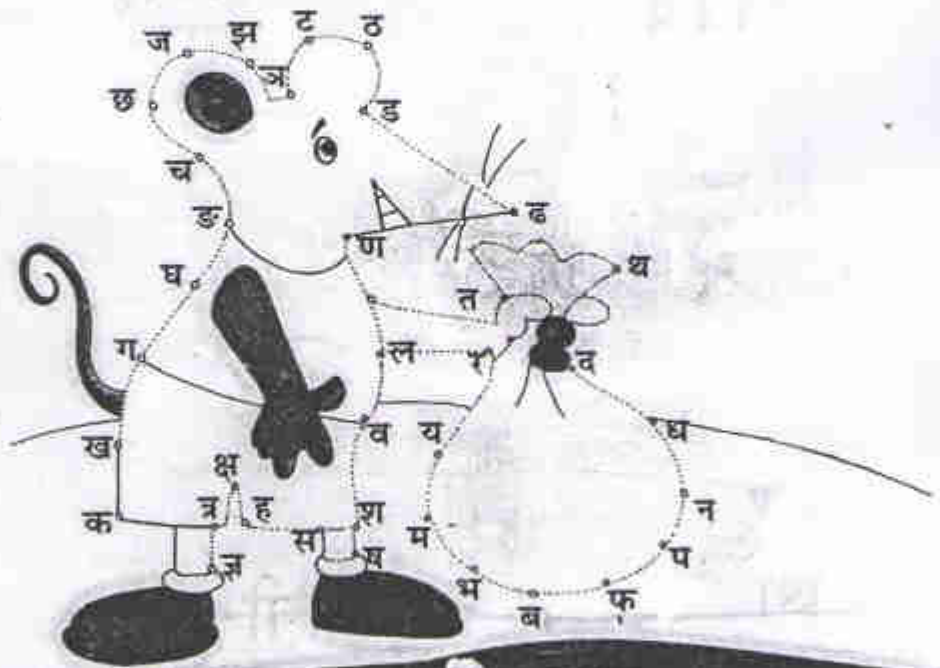
8. चित्र देख कर खाली जगह भरो



9. अ से अः तक स्वर बिन्दुओं को मिलाओ



10. क से ज्ञ तक व्यंजन बिन्दुओं को मिलाओ



Maths

1. Write 1 – 80 three times in maths note book.

2. Write the number names:-

a. 1. = _____

b. 3. = _____

c. 5. = _____

d. 7. = _____

e. 9. = _____

3. Write the numerical of this number name :

a. Two

--	--

b. Four

--	--

c. Six

--	--


d. Eight

--	--

e. Ten

--	--

4. Colors the fat object.

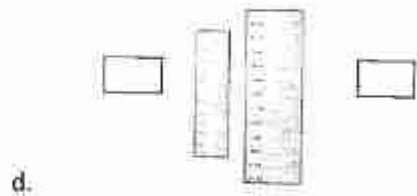


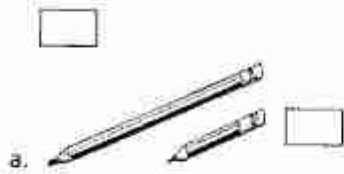


© Can Stock Photo




© Can Stock Photo

5. Write (L) on long object and (S) on short object.



6. Put a tick (✓) on big object



WORKSHEET

• Count and circle the numeral :



7 8 9



8 6 9



9 6 8



10 7 9



9 10 7



6 10 8



7 9 7



8 9 6



9 7 8



8 9 10

Teacher is : 39

• Count and write the numeral :



--	--



--




--



--



--



--



--	--



--



--




--



E.V.S

1. Paste the pictures of different body parts:-

2. Color the objects as per instruction given in the scenery :-



Curved Lines

Match the animals with their shadows by drawing lines.

