

SUBJECT: ENGLISH**CLASS: II****1) My English Reader****2) Practice Book****1st Evaluation (April to August)**

MONTHS	READER	PRACTICE	GRAMMAR / WRITING	Activity
MARCH	1) Sheetal	Lesson - 1, 2, 3	1) My self	Prepare a photo frame for your photo & write 10 sentences
	2) Riddle Time		2) Youse of vowel	From news paper paste sound words
	3) Puss & parrot			Write the goods qualities of your friend in a cards
APRIL	4) The helpful friends	Lesson- 4,5,6,7	1)Use of preposition	Shopping time page 16 (CG), Recitation
	5)Little Pussy		2) My Mother	Word train, thanyou cards
	6) A spark in the dark		3) My pet	Simon says reading & comprehension

	7) The sailing Trip		4) Naming word	Showing globe, picture cards by DAV Board
	8) A mouse in the house		5) Replacing word	
JUNE	9) The rainbow	Lesson 8	1) Application for leave	Category page 23 (C.G.)
	10) The magic match box		2) Doing Word	Quiz
JULY	11) Where is the pink whale	Lesson 9		Dictation of Word, showing picture cards.

II Evaluation (Aug to Oct)

AUG	12) The cow's Nest	Lesson 10, 11, 12	1) Describing word	Prepare an original nest
	13) The foami soap		2) Picture Reading	Word loto, page 24 (CG) Recitation
	14) Let's Draw		3) Unseen Passage	
	15) When I was a baby			

SEP	16) Hanuman	Lesson13, 14, 15	1) Use of past tense	Few magic tricks
	17) The Silver tray		2) My Teacher	Story telling, Sorry Card
	18) An Inch of gold			
OCT	19) What did Sheetal	16, 17	1) Discribing word	Pairs page 13 (CG) Reading pot game page 14 (CG)
	20) The Sparrows		2) Punctuation	Paste photograph of your friends & write 1-1 discribing word
NOV	21) Wonder	Lesson 18	1) Writing skills	Grand Mother Family page 22 (C.G.)
	22) Two Shops		2) Dictation of Sentances	Collect the picture of your favourite Shop & write 2 Sentances.
III Evaluation (Dec to Feb)				
DEC.	23) The school	Lesson 19	1) My School	Story Naration

	in the jungle			
	24) Whose is it?			Dictation of sentences
JAN	25) That is your bag not mine	Lesson 20, 21	2) Invitation Card	Pasting of different type of hobbies
	26) The swing (oral)		3) My Hoby	
	27) Tommorrow will be a Holliday		4) Use of future tense	Picture talk
FEB	28) Raghu, The Dreamer	Lesson 22, 23		Write few line of your strange dream

Note-Refer the NCERT Trainer'sHandbook in early Childhood care and education book & E-WIZ Kid by DAV board.

कक्षा दूसरी

विषय हिन्दी

1st Evaluation [March to July]

माह	भाषा माधुरी	भाषा अभ्यास	व्याकरण रचनात्मक खण्ड	फॉर्मटिव परीक्षा
मर्च	पाठ 1 सीखो	पाठ 1 सीखो	कविता वाचन	शब्दों को चित्रों से मिलाइए, कूड़ेदान बनाना

ट्रैल	पाठ 2 ठीक काम करे पाठ 3 दादी का गॉव पाठ 4 मेहनत का फल	पाठ 2 ठीक काम करे पाठ 3 दादी का गॉव पाठ 4 मेहनत का फल	छुट्टी हेतु आवेदन पत्र	आत्म परिचय षब्द सीढ़ी को वर्णों से पूरा कीजिए शुद्ध उच्चारण
पून	पाठ 5 जन्मदिन पाठ 6 दांत का दर्द	पाठ 5 जन्मदिन पाठ 6 दांत का दर्द	निबंध – मेरा प्रिय मित्र	मित्र को जन्मदिन पर ग्रीटिंग कार्ड बना कर देना।
जुलाई	पाठ 7 बालदिवस	पाठ 7 बालदिवस		वर्ग पहेली सुलझाओ।

2nd Evaluation [August To Nov.]

अगस्त	पाठ 8 प्यारे पेड़ पाठ 9 बादल	पाठ 8 प्यारे पेड़ पाठ 9 बादल	मेरा विद्यालय	पेड़ और फलों के नाम।
सितम्बर	पाठ 10 दो तोते पाठ 11 चतुर चीकू पाठ 12 सीख	पाठ 10 दो तोते पाठ 11 चतुर चीकू पाठ 12 सीख	निबंध दिवाली	कविता वाचन
अक्टूबर	पाठ 13 मेला	पाठ 13 मेला	जन्म दिन पर मित्र को निमंत्रण पत्र	
नवम्बर	पाठ 14 रोटी	पाठ 14 रोटी		

--	--	--	--	--

3rd E valuation [Dec to Feb]

दिसम्बर	पाठ 15 राजम का सपना पाठ 16 अभ्यास	पाठ 15 राजम का सपना पाठ 16 अभ्यास	नववर्ष पर शुभकामना पत्र।	चित्र वर्णन
जनवरी	पाठ 17 रेल पाठ 18 रोबोट पाठ 19 टेलीफोन की घंटी	पाठ 17 रेल पाठ 18 रोबोट पाठ 19 टेलीफोन की घंटी	होली	रेल का चित्र लगा कर पाँच वाक्य लिखिए। डिब्बे से रोबोट बनाओ।
फरवरी	पाठ 20 यह दिल्ली है।	पाठ 20 यह दिल्ली है।		महापुरुषों के चित्र एवं नाम

Maths

1st EVALUATION (Mar to July)

Class : 2

MONTH	TOPIC	PAGE NO 1	PROJECT	ACTIVITY
MARCH	1 Number till 100	Page no 1 to 18	Tow ask missing numbers in pictures, Back counting 100 to 1	Distributes number cards amongst student's ask them to arrange in ascending/ descending/ greater smaller orders.
April	2. Number up to 999	Pate no 9 to 26	Back continue missing numbers oral. Adding single digit numbers by counting on fingers	Insertion of missing number's in picture. Colouring the lowest and highest number's. pasting the picture in ascending numbers. To make an abacus Show addition using abacus.
June, July	3) Subtraction	Page no 39 to 47		Show subtractin using abacus
II EVALUATION (Aug to Nov)				
AUGUST	4) Subtraction (cont....) 5) Money	Page no 48 to 53 Page no 54 to 64	Relation between Rupees & Paisa to be asked	To make impression of coins of Rupee, 1Rupee 2 & 5 on the note book.
SEPTEMBER	6) Shapes	Page no 65 to 70	Name of different shapes.	Cutting and pasting the different shapes. Quiz

	7) Multiplication	Page no 75 to 106	Multiplication table upto 10 to be asked (oral).	To write the table up to 10 on a chart paper.
OCTOBER	8) Odds and Even	Page no 71 to 74	Question to be asked showing the wall clock for different time.	Odd and Even games Paper the clock and show the different time on it. Quiz on Relation between hours and days, week, months.
NOVEMBER	9) Time	Page no 107 to 117		
III EVALUATION (Dec to Feb)				
DECEMBER	10) Weight	Page no 118 to 125		Compare weight of different objects.
JANUARY	11) Capacity 12) Length 13) Fraction	Page no 126 to 132 Page no 133 to 142 Page no 143 to 148	Relation between ml, l&m, cm, Measuring different objects using scales.	Use of e-wiz kid by DAV board. To measure the capacity of bucket, kettle etc. compare length of different objects.
FEBRUARY	13) Fraction	Page no 149 to 152		Cutting pastin different shapes to identify given fraction.

Note : Most of the activity concept can be reinforced through activities given in CD Rom eiz id.

EVS

1st Evaluation (April to July)

MONTHS	TOPIC	PROJECT/ACTIVITY
March	Lesson 1 More about me	- Sticks your photograph and write 5 sentence about your self
April	Lesson 2 More on cleanliness and good habits	Make a hygiene kit
	Lesson 3 Our Food	- Collage on food
June	Lesson 4 Our Clothes	- Draw the pictures for summer winter and rainy seson clothes
July	Lesson 5 A house to live in	- Draw differen type of house
	2nd Evaluation(Aug to Nov)	
Aug	Lesson 6 Neighbour hood	- visit to Neighbour hood
Sep	Lesson7 Plant around us Lesson 8 Animal Word	- Paste your picture, of tres,herbs, shrubs, creepers and climbers - Germination of seed.

Oct	Lesson 9 Living / Non Living things	<ul style="list-style-type: none"> - Paste 5 picture of wild animal, pet animal, and water animal - Draw 5 living thing and non living thing in your note book
Nov	Lesson 10 Water	<ul style="list-style-type: none"> - Draw Picture of “5 sources water” - Water Activity Filtration
3rd Evaluation(Dec to Feb)		
Dec	Lesson 11 Weather & season Lesson 12 Means of Transport Lesson 13 Traffic Rules	<p style="text-align: center;">Weather Chart</p> <ul style="list-style-type: none"> - Stick the picture of different means transportation
Jan	Lesson 14 Important Days	<ul style="list-style-type: none"> - Draw National Flag of India
Feb	Lesson 15 Great man of Aarya samaj	<ul style="list-style-type: none"> - Paste the picture Great man of Arya Samaj

Note- 1) Refer the NCERT Trainer's Handbook in Early Childhood Care and Education Book .

2) All activities are suggested in Evaluation and Reporting Guidelines (Pre-School to 2)as per D.A.V CMC & E-WIZ kid by D.A.V Board.D.A.V. Board

CONVERSATION

CLASS-II

Ist EVALUATION

TOPIC : My Self

- 1) What is your name? My name is.....
- 2) What is your father's name? My father's name is Mr.....
- 3) What is your mother's name? My mother's name is Mrs.....
- 4) How old are you? I am..... years old.
- 5) Where do you live? I live in
- 6) How many brothers & sisters do you have? I have 1 brother & no sister.
- 7) What is your phone number? My number is
- 8) What the name of your school? The name of my school is D.A.V. Public School
- 9) What is the full form of D.A.V.? The full form of D.A.V is Dayanand Anglo Vedic.
- 10) What is the name of your class teacher? The name of my class teacher is Mrs.....
- 11) Who is the head of the school? Principal is the head of the school.
- 12) What is the name of your Principal? Our Principal is Mr./Mrs.....

TOPIC : CRIES OF ANIMALS

- 1) How does the cat cry? The cat mews 2) How does the duck cry? A duck quacks.
- 3) How does the monkey cry? A monkey whoops/chatters.4) How does the elephant cries? An elephant trumpets.5) How does the goat cry? A goat bleats.

TOPIC : CALENDER SPEAK

- 1)How many days are there in a week? There are seven days in a week.

- 2)How many months are there in a year? There are twelve months in a year.
- 3)Name the days of the week? Monday,Tuesday,Wednesday,Thursday,Friday,Saturday,Sunday.
- 4)How many hours the day has? A day has twenty four hours.

TOPIC : OUR HELPERS

- 1)How does a farmer helps us? A farmer produces crops for us.
- 2)How does a barber help us? A barber cuts our hair.
- 3)How does a cobbler help us? A cobbler mends our shoes.
- 4)How does a tailor help us? A tailor stitches our clothes.
- 5)How does a teacher help us? A teacher teaches us.
- 6)How does a carpenter help us? A carpenter makes wooden furniture for us.
- 7)How does a soldier help us? A soldier guards our country.
- 8)How does a mason help us? A mason builds our houses.

IInd EVALUATION

TOPIC: WEATHER & SEASONS

- 1)How do you feel in the summer? I feel hot in summer season.
- 2)In which season you feel cold? I feel cold in winter season.
- 3)In which season do we use umbrellas? I use umbrellas in rainy season.
- 4)Which season do you like most? I like_____ season most.

TOPIC : FESTIVALS

- 1)Which festival do you like most?I like _____festival most.
- 2)Which festival is known as the festival of lights? Diwali is known as the festival of lights.
- 3)Whose birthday is celebrated as Janamasthmi? Lord krishna's birthday is celebrated as janmsthmi.
- 4)When do we celebrate our Independence day? We celebrate our Independence day on 15th August.

TOPIC : HAPPY EVENTS

- 1)When is your birthday? My birthday is on.....
- 2)Is their party on your birthday? Yes, there is a party on my birthday.
- 3)Do your parent's celebrate your birthday? Yes, my parent's celebrate my birthday.
- 4)How old are you? I amyears old.

TOPIC : SPORTS & GAMES

- 1)Which is the national game of India? Hockey is the national game of India.
- 2)Name some indoor games. Carrom, Chess, Ludo, etc.
- 3)Name some outdoor games. Football, Hockey, Cricket, etc.
- 4)Name some games played in water. Water polo, swimming, boat race, etc.
- 5)Which is your favourite game/sport?My favourite game/sport is

TOPIC:NUMBER GAME

- | | |
|--|---|
| 1) An insect has----- legs.(6/5) | 2) An octopus has-----legs.(7/8) |
| 3) English alphabets comprise of ----- letters.(25/26) | 4) An hour has ----- minutes.(50/60) |
| 5) A rupee has ----- paise.(100/10) | 6) A dozen has -----oranges.(12/24) |
| 7) A dice has ----- dots.(20/21) | 8) A leap year has -----days.(365/366) |
| 9) A clock has -----hours.(12/24) | 10) A mobile number has -----digits.(10/01) |
| 11) We have -----bones.(206/306) | 12) We have-----teeth in our mouth.(30/32) |

IIIrd EVALUATION

TOPIC : OUR COUNTRY

- 1) What is the name of your country? The name of my country is India.
- 2) Name the capital city of your country. The capital of India is Delhi.
- 3) What is the name of your state? The name of my state is Chhattisgarh.

- 4) Name the capital city of your state. The capital of Chhattisgarh is Raipur.
5) Name the President of your country? The President of our country is Mr. Pranab Mukherjee.

TOPIC : BUILDING & PLACES

- 1)Where do people send their children to learn? People send their children to school for learning.
2)Where do we pray & worship God? We pray & worship God in temple.
3)Where do you go when you are sick? We go to hospital when we are sick.

TOPIC : GROUP NAMES

- | | |
|--------------------------------|---------------------------------|
| 1)A <u>group</u> of children . | 2)A <u>herd</u> of cattle. |
| 3)A <u>bunch</u> of keys. | 4)A <u>shoal</u> of fishes. |
| 5)A <u>flight</u> of stairs. | 6)A <u>chain</u> of mountains. |
| 7)A <u>team</u> of players. | 8)A <u>string</u> of pearls. |
| 9)A <u>gaggle</u> of geese. | 10)A <u>swarm</u> of bees. |
| 11)A <u>knot</u> of toads. | 12)A <u>parliament</u> of owls. |

TOPIC : PROFESSIONALS

- | | |
|--|--|
| 1) A person who writes stories & books. Author | 2) A person who flies an aeroplane. Pilot |
| 3)A professional rides in a horse race. Jockey | 4)One who acts in a play or film. Actor |
| 5)One who judges the game of cricket. Umpire | 6)Those who play musical instruments. Musician |
| 7)One who plays a piano. Pianist | 8)A person who sings. Singer |

TOPIC : VEGETABLES & FRUITS

- | | |
|--------------------------|-----------------------------|
| 1)King of fruits – Mango | 2)A big vegetable – Pumpkin |
|--------------------------|-----------------------------|

- 3)A fruit grows in bunch – Grapes
4)A bitter vegetable – Bitter gourd
- 5)Name the vegetable which grows under the ground – Potato, onion, sweet potato, etc.
- 6)Name the vegetables we use in spices – Ginger, garlic, chilli, onion, etc.
- 7)A vegetable which grows in the form of umbrella – Mushroom.
- 8)A big fruit – Jack fruit. 9)A vegetable known as egg plant – Brinjal
- 10)Name some vegetables used in salad – Carrot, raddish, onion, lemon, tomato, etc.

Class 2

Computer Science

EVALUATION -- I

Chapter – 1

My Computer

What is a Computer?

Computer is an electronic device. A computer cannot think on its own. We give instructions to the computer in the form of commands.

Use of Computer

- 1) For booking the tickets
- 2) For storing the data.

- 3) For banking and account
- 4) Classroom teaching
- 5) For office work.

Chapter – 2

Parts of Computer

A Computer consists of four parts: -

1. Monitor
2. Keyboard
3. Mouse
4. C.P.U.

1. Monitor

Monitor is the display unit. Monitor looks like a television. It is also called V.D.U.

2. Keyboard

Keyboard is just like a typewriter. It is an input device.

3. Mouse

Mouse is a pointing device. It is an input device. It helps us to move around on the screen and click on icons.

4. C.P.U.

The full form of C.P.U. is the Central Processing Unit. C.P.U. is also called the Brain of a computer.

The parts of a computer can be classified in two devices: -Input Devices and Output Devices.

Input Devices

Input devices help us feed data into the computer. The mouse ,keyboard, scanner and mic are input devices.

Output Devices

The output devices help us receive information from the computer. The monitor, speaker and printer are output devices.

Exercise

Q1. Fill in the blanks

- 1) We give instructions to the computer in the form of _____.(command)
- 2) The _____ helps us type letters and numbers.(keyboard)
- 3) The _____ is also called the Brain of a computer.(CPU)

- 4) A computer _____ think on its own.(cannot)
- 5) _____ is the display unit.(Monitor)
- 6) Scanner is an _____ device.(input)
- 7) The parts of a computer can be classified in to _____ devices.(two)

Q2. State True / False

- 1) Keyboard is just like a typewriter. _____ (true)
- 2) Computer is a mechanical device. _____(false)
- 3) Computer consists of five parts. _____(false)
- 4) Speaker is an input device. _____(false)
- 5) CPU is the brain of computer. _____(true)
- 6) To switch on the computer we first switch on the power supply and UPS. _____(true)
- 7) The printer is an input device. _____(false)
- 8) The CPU is like a T.V. _____(false)

Q3. Arrange the following jumble words: -

- 1) RIPERTN - _____(PRINTER)
- 2) TTUUOP - _____(OUTPUT)
- 3) UTNIP - _____(INPUT)
- 4) NSEACRN - _____(SCANNER)
- 5) SPKEEAR - _____(SPEAKER)
- 6) TORINOM - _____(MONITOR)
- 7) BOKRADEY - _____(KEYBOARD)
- 8) MSEUO - _____(MOUSE)

Q4. Match the following:

- | | | |
|-------------------|----------------------------------|-----|
| 1) Keyboard | – a) this looks like a TV screen | (2) |
| 2) Monitor | – b) like a typewriter. | (1) |
| 3) Switch on | – c) turn off computer | (6) |
| 4) Input devices | – d) monitor, speaker | (5) |
| 5) Output devices | – e) start the computer | (3) |
| 6) Switch off | – f) mouse, keyboard | (4) |

Q5. Answer the following questions:

- 1) What is computer?(Ans.- Computer is an electronic device.)
- 2) What is keyboard?(Ans.- Keyboard is just like a typewriter.)
- 3) What is monitor? (Ans.- Monitor is a display unit.)
- 4) Name the two classified devices of a computer.(Ans.- Input Devices and Output Devices.)
- 5) Name two examples of input devices.(Ans.- Mouse ,Keyboard.)
- 6) Name two examples of output devices.(Ans. - Monitor, Speaker.)
- 7) How many parts of a computer are there?(Ans. – Four.)

Q6. Draw following parts of computer: -

1. Monitor
2. CPU
3. Mouse
4. Keyboard

Chapter – 3


Keyboard


It is used to feed Data in The Computer.

- KeyBoard:-
- (1)It is a part of Computer.
 - (2)We feed data in a Computer using Keyboard.
 - (3)It is also called Input Device.

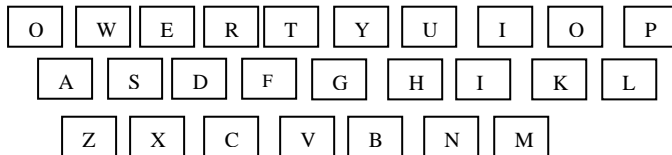
Types of Keys

- 1) Alphabets keys :-No. of Keys (26) :- A,B,C
- 2) Number keys :- No. of Keys (10) :- 1,2,3,4
- 3) Special Key :-Enter, Space Bar Key, Backspace Key

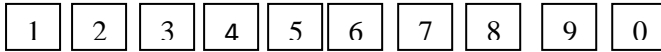
- 4) Arrow keys :- 

- 5)Symbol Key :- 

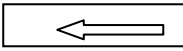
- 1) Alphabets keys:-The alphabet keys are from A to Z.





2) Number keys:-The numeric keys are from 0 TO 9.



3) Special Key:-

(a) Backspace key:-To erase anything that is typed. 

(b) Space bar:-To insert a space between words. 

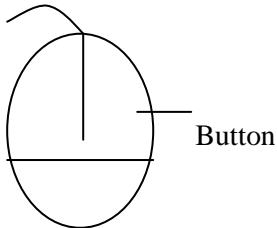
(c) Enter key:-This key is used to move the cursor to the next line. 

4) Arrow Keys:-help us to move the cursor on the screen.

Chapter – 4

Mouse

The Mouse helps us to control the pointer on the screen. Moving the mouse move the cursor on the screen.




(C)Cursor

(A) Mouse Pointer

(B) Mouse

Exercise

Q1. Fill in the blanks

[Left, 10, A-Z, KeyBoard, Cursor, 0-9, cursor]

- 1) We Feed Data in a Computer Using _____ (KeyBoard)
- 2) Moving the mouse move the _____ on the screen. (Cursor)
- 3) Arrow Keys help us to move the _____ on the screen. (Cursor)
- 4) A keyboard has up down _____ and right arrow keys. (Left)
- 5) The _____ keys are used to type number.. (10)
- 6) The alphabet keys are from _____ (A-Z)
- 7) The number keys are from _____ (0-9)

Q2. State True / False

- 1) The keyboard is an output device. _____ (False)
- 2) we can type 123 with alphabet key. _____ (False)
- 3) The number keys are from 0 to 9. _____ (True)
- 4) The mouse helps us type letter _____ (False)
- 5) The mouse is connected to the monitor _____ (False)
- 6) The ↑ is called mouse pointer _____ (True)
- 7) The number keys are from 0 TO 9. (True)

Q3. Missing Words: -

- | | |
|------------------------------|--------------------------|
| 1) N__ _ B__ R (NUMBER) | 2) M_ U _ E (MOUSE) |
| 3) E_ T_ R_ K_ Y (ENTER KEY) | 4) P_ _ N_ _ R (POINTER) |
| 5) S _ _ EE _ (SCREEN) | 6) I _ P_ T (INPUT) |

7) C_R__R(CURSOR)

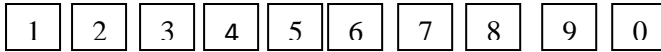
Q4. Match the following:

Ans

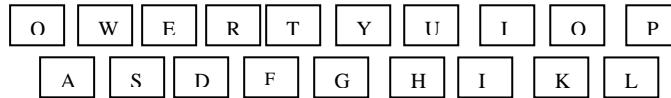
- | | | | |
|-------------------|---|-----------------------|-----|
| 1) Alphabets keys | – | No. Of Key(10) | (2) |
| 2) Number keys | – | No. Of Key(26) | (1) |
| 3) Space bar | – | To erase | (4) |
| 4) Backspace key | – | To insert blank space | (3) |
| 5) Switch on | – | Keyboard | (6) |
| 6) Input device | – | Start the computer | (5) |

Q5. Draw following parts of KeyBoard: -

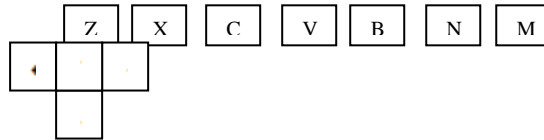
1.Number Keys



2. Alphabet Keys



3.Arrow Keys:----



4. Symbol Key:-



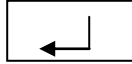
Q3. What is this: -




(A) Mouse Pointer



(B) Cursor



(C) Enter Key



(D) Space bar

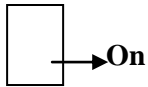
Q6. Draw the Labelled diagram of Keyboard

EVALUATION - III

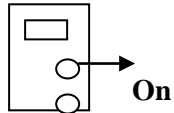
Chapter – 5

How to switch on a Computer

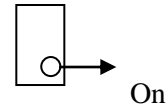
Switch on the: - (1) Power Switch from the switch board.



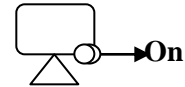
(3) Power button on the C.P.U



(2) Power button on the UPS



(4) Power button on the monitor



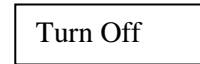
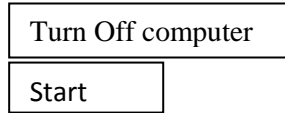

Chapter – 6

How to turn off the Computer

(a) Click on the :- (1) Start button

(2) Turn Off computer

(3) Turn Off



(b)Switch off the:- (1)Power button of the monitor

(2)Power button of the UPS

Off

Off

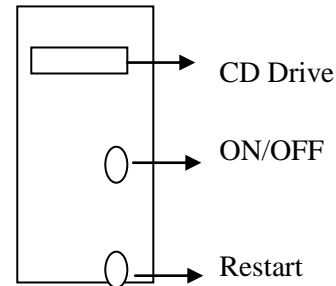
(3)Power Switch from the switch board.

Chapter – 7 Central Processing unit (CPU)

It is called CPU.Central Processing Unit.

It can do many things like:-

1. Remember things.
2. Save files.
3. Control the Monitor.
4. Control the Keyboard.
5. Control the mouse.



All the parts of the computer are connected to the CPU.

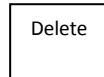
Chapter – 8

Some Other Keyboard Keys

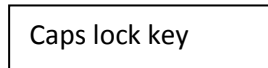
(1)Function Keys:- The Function key are from F1 to F12.



(2)Delete Key:- Delete key is used to delete letters or numbers typed wrong by mistake.



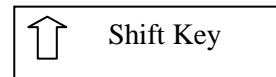
(3)Caps lock key :- Caps lock key allows us to print the words or letters in capital letter.



(4)Shift Key:- The shift key used to Switch between upper and lower-case letters.



Exercise



Q1. Fill in the blanks

[C.P.U, Start button, Monitor ,UPS, Switch board, F1 to F12]

- 1) All the parts of the computer are connected to the ____ (C.P.U)
- 2) Click on the :- (1)_____ (Start button)
- 3) Switch on the. (4)Power button on the _____ (Monitor)
- 4) Switch off the: - (2)Power button of the _____ (UPS)
- 5) Switch on the: - (1)Power Switch from the_____. (Switch board)

6) The Function key are from _____ (F1 to F12)

2. State True / False

- 1) The Function key are from F1 to F13. _____(False)
- 2) Delete key is used to delete letters. _____(Ture)
- 3) Caps lock key allows us to print. in capital letters. _____(True)
- 4) The CPU helps us type letter _____(False)
- 5) The CPU controls the Keyboard. _____(True)
- 6) It is called CPU.Central Processing Unit _____(True)
- 7) The Del key are from 0 TO 9. _____(False)

Q3. Missing Words: -

- 1) S__IT__H(SWITCH)
- 2) S__U__ D__W__ (SHUT DOWN)
- 3) P__OC__SS__NG (PROCESSING)
- 4) S__I__T K__Y (SHIFT KEY)
- 5) C__P__ L__C__ K__Y(CAPS LOCK KEY)6) D__L__T__ (DELETE)
- 7) C__NT__AL (CENTRAL)

Q4. Match the following:

- | | | | Ans |
|----------------------------------|---|------------------|------------|
| 1) Control the Monitor. | - | Shift Key | 2 |
| 2) Upper and lower-case letters. | - | C.P.U | 1 |
| 3) Type in capital letter. | - | Delete | 4 |
| 4) Delete letters or numbers | - | Caps lock key | 3 |
| 5) Power Switch | - | Turn Of computer | 6 |
| 6) Start | - | switch board. | 5 |

Q5. Draw following parts of KeyBoard: -

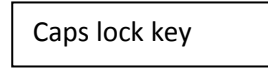
(1)Function Keys:-



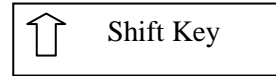
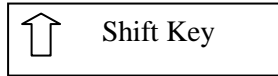
(2)Delete Key:-



(3)Caps lock key:-

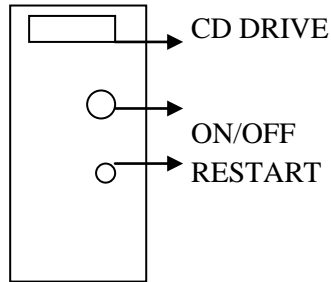


(4)Shift Key:-

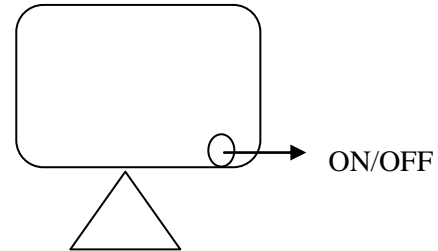


Q6. What is this: -

(1)



(2)



Ans:-C.P.U

Ans:-Monitor

Project:- Draw following Keys: - (1) Function Keys (2) Shift Key (3) Caps lock key(4) Del Key

विषय— धर्म शिक्षा

कक्षा — दूसरी

1st EVALUATION (March to July)

पाठ 1 — प्रार्थना

पाठ 2 — ओंकार परिचय

पाठ 3 — ओउम् की महिमा

पाठ 4 — ओउम का लेखन और उच्चारण

पाठ 5 — गायत्री मंत्र

मौखिक — 1. आर्य समाज का पहला और दूसरा नियम। 2. गायत्री मंत्र

2nd EVALUATION (Aug to Nov)

पाठ 6 — कृतज्ञता

पाठ 7 — कर्त्तव्य

पाठ 8 – चित्रमाला

पाठ 9 – विनय

पाठ 10 –आदर्ष पुत्र श्रवण कुमार

पाठ 11 – प्रेरणा

मौखिक – 1. आर्य समाज का तीसरा, चौथा, पाँचवा और छठवाँ नियम

2. शांति पाठ

3.प्रार्थना – पाठ 9‘विनय’

3rd EVALUATION (Dec to Feb)

पाठ 12 – ध्यान की बातें

पाठ 13 – भजन

पाठ 14 – अच्छा बालक कौन है?

पाठ 15 – प्रश्नोत्तर

पाठ 16 – संध्या उपासना

मौखिक – 1. आर्य समाज का सातवा, आठवाँ, पाँचवा, नौवा और दसवा नियम।

2. पाठ 16– ‘संध्या उपासना’ से कोई दो मंत्र।

3. पाठ 13 – 'भजन'

नोट – 1. बच्चों में वैदिक गुणों का विकास करना।

2. 18 अप्रैल को महात्मा हंसराज के जन्म दिवस पर नाटक के माध्यम से उनका चरित्र – चित्रण

G.K.

CLASS II

Ist EVALUATION

1)My self 2)Cries of animals 3)Calendar speaks 4)Our helpers

Project (suggested) Paste the pictures of 5 helpers

IInd EVALUATION

1)Weather & seasons 2)Festivals 3)Happy Events 4)Sports & games 5)Number game

Project-

1)Paste different festivals celebrated in India.

2)Paste pictures of sportsperson of different sports

IIIrd EVALUATION

1)Our country 2)Building & places 3)Group names 4)Professionals 5)Vegetables & fruits

Project-

1) On the map of India paste pictures of 'Father of the Nation', 'President', 'Prime Minister' & chief Minister.

2) Paste your favourite fruit & vegetable.

Note :- Marks suggested written(30) & project (20)

CLASS II

DRAWING

I st EVALUATION

1. Step by step (pg 2 to pg 13)
2. Draws from drawn picture.
3. Composition of fruits, vegetable, birds.
4. Create something new from the given material.
 - a) Clay modeling
 - b) Collage/picture composition (with waste material)
 - c) Rakhi making
 - d) Thumb printing
 - e) Paper folding.

II nd EVALUATION

1. Step by step (pg 14 to pg 26)
2. Create something new from given material

a)Collage b)Greeting Cards c)lamp decoration (diya) d)dandiya decoration. e)Book mark.

IIIrd EVALUATION

1. Step by step (pg 27 to pg 40)

2. Create something new from given material

a) Plate mask b) Puppet making c) Ice-cream stick pen holder d) wall hanging

CLASS - II

PHYSICAL DEVELOPMENT

(Free movement,gymnastics & group games)

Ist EVALUATION

- 1.Outdoor game (kho-kho)
- 2.Rhythmic exercise.
- 3.Playwithafeeling team spirit.
- 4.Drum P.T
- 5.Jogging
- 6.Walk backwards,Zig-zag

IInd EVALUATION

- 1.Outdoor games.
- 2.Hop scotch.
- 3.Throw ball at a target.
- 4.Lemon Race
- 5.Walk 5 steps with an object on head.

IIIrd EVALUATION

- 1.Skipping
- 2.Hopping at one leg.
- 3.Show body control(frisbee)
- 4.Balancing beams.
- 5.Fire in the mountain.

Music Syllabus

(II)

March	Eva- I	(1) Bhajan Hindi
April		(2) English Prayer Song
June		(3) Bhajan Hindi
		(4) Ved Mantra
		(5) National Anthem
August	Eva-II	(1) DAV Song
September		(2) Bhajan
October		(3) Geet
December	Eva-III	(1) Bhajan
January		(2) Patriotic Song
February		(3) Geet