

ENGLISH		C L ASS – I		
		Ist EVALUATION	(Mar to July)	
MONTHS	LESSON(MY ENGLISH READER)	PRACTICE BOOK	WRITING SECTION	ACTIVITY
MARCH	(1) The pets	page no 1 to 8	Names of animals and their young one's	Collect and paste the pictures of 10 animals and their young one's
	(2) Kitty the naughty cat		concept of in,on,under	
APRIL	(3) A funny funny zoo		Animals and homes oral conversation	
	(4) Neha in a jeep	page no 9 to 11	'ee" sound words	Take a news paper circle
			5 lines on My pet	"ee" words and "ll" words
	(5) The big bell	page no 12 to 14	'll" sound words	
JUNE	(6) The hot spoon	page no 15 to 17	'oo" sound words	Make a word train of "ee " and "oo" words
	(7) A shop in the ship	page no 18 to 20	'sh" words	Treasure hunt
JULY	(8)Chintu and the chicks	page no 21 to23	'ch"' sound words	
	(9) The thief and the thorn	page no 24 to27	'th" sound wordsRhyming words Animal sounds, dictation	Paste your pet's pictures and write 5 lines on it.
	REVISION			
	<b>Conversation I</b>			
	1	What is the name of your school?		
	2	In which class do you study?		
	3	Who is your Principal?		
	4	Who is your Class teacher?		
	5	What should you say when you come to the school?		
	6	What should you say when you leave the school?		
	7	What is the name of your father?		
	8	What is the name of your mother?		
	9	What is your phone or mobile number?		
	10	Where do you live?		

11	What is your address?	
12	Who are your friends in the class?	

**IInd EVALUATION (Aug To Nov)**

AUGUST	(10) Puss in the class	page no 28 to 30	'ss" sound words	Paste your Father's picture and write
	(11)One thing at a time(oral)		Arranging jumbled letters	5 lines on him
	(12)Vicky and Nicky	page no 31 to 33	'ch" sound words	
SEPTEMBER	(13)The King's ring	page no 34 to 35	'ng" sound words	Paste 10 pictures of different items and
	(14) My Mummy (oral poem recitation)		5 lines on "My mother"	change them into many
				Simon says run, jump etc.(doing words)
	(15) Anil and Geeta	page no 35 to 42	introduce yourself using "I" concept of he, she ,it	
	(16)Out of the cage	page no 43 to 45	concept of is, are	
OCTOBER	(17) Tiny ball(oral poem recitation)		oral conversation	
	(18)Clever chicks(oral)	page no 46 to 48	concept of you, we, they	role play by children
NOVEMBER	(19)Tommy - The Pet	page no 49 to 53	Punctuation, concept of has / have	
	<b>Conversation II</b>			
	1 How do you come to school?			
	2 What should you say when you meet some one?			
	3 What should you say when some one ask " How are you"?			

	4 How should you ask for the things from your friends?	
	5 What is your address?	
	6 What is your phone or mobile number?	

**Environmental science                      1st EVALUATION**

MARCH	1) More about me	Paste your photograph and write 5 sentences about your self solve the puzzle on body part (kit)
		Draw the picture of sense organ. Discussion on various sense organ (test your senses)
APRIL	2) Keeping clean	Draw the picture of 5 things needed to keep our body clean
		Discussion how to keep our body clean
		collect the wrappers of things we use to keep our body clean
	3) Our food	Paste the pictures of 5 vegetables and 5 fruits.
		Distinguish between healthy and unhealthy food
		bring fresh fruit and dry fruits in your tiffin.
JUNE	4) Keeping healthy	paste the picture of 5 things which keep our body healthy , exercises (body warm up) fix 16 piece puzzle (e -wiz kid cd room)
JULY	5) Clothing	Draw the pictures of different clothes that we wear in different season . Use e- wiz kid cd
	REVISION	

NOTE---- Refer the NCERT Trainer's Handbook in Early Childhood Care and Education Book

**IInd EVALUATION**

AUGUST	6) A house is must	Draw the picture of different type of houses
	7) Who are they	Paste the photo graph of family member in your book
SEPTEMBER	8) We are a happy family	Make family chart .page no 40 of my living world
	9) Fair and festivals	Draw National Flag of India and colour it discussion on fair and festival ,National flag
OCTOBER	10) Know your surrounding	Collect the pictures of desert ,forest ,rivers ,mountain
	REVISION	

NOTE---- Refer the NCERT Trainer's Handbook in Early Childhood Care and Education Book

IIIrd EVALUATION		
NOVEMBER	11) Plant	Draw and colour the different part of plant and things
		which we get from plants .Grow a plant activity and
		block printing with leaves ,collect the material from plant and paste it on the picture of tree
DECEMBER	12) THE ANIMAL KINGDOM	Paste the picture of any 5 birds, wild/domestic animals.
JANUARY	13) WATER	Draw the picture of 5 sources of water in your copy.
		Discussion on water cycle .Discussion on various uses of water.
	14) Important Places	Write the name of school,hospital,park,milk booth and
		post office present in your neighbourhood
FEBRUARY	15) Let us meet them	let us meet them (role play) by passing the parcel
	REVISION	

NOTE---- Refer the NCERT Trainer's Handbook in Early Childhood Care and Education Book

कक्षा – पहली

विषय – हिन्दी

पुस्तक का नाम – भाषा माधुरी , भाषा अभ्यास

1 <sup>st</sup> Evaluation (April to July)			
माह	भाषा माधुरी	भाषा अभ्यास	कार्यकलाप/रचनात्मक खण्ड
मार्च	पाठ 1 राजा बेटा पाठ 2 अमन	पाठ 1 अमन स्वर व्यंजन (पुनरावृत्ति)	कविता पाठ
अप्रैल	पाठ 3 समझदार अजय पाठ 4 रविवार का दिन	पाठ 2 समझदार अजय पाठ 3 रविवार का दिन	कहानी वाचन मात्रा के चित्र चिपकाना
जून	पाठ 5 दीपावली आई		वर्षा ऋतु का एक चित्र बनाइए
जुलाई	पाठ 6 गुड़िया की शादी पाठ 7 शाम हुई	पाठ 4 दीपावली आई पाठ 5 गुड़िया की शादी, शाम हुई	चित्रात्मक कहानी लिखना मात्रा के चित्र चिपकाना दिये का चित्र बनाइए। शब्दों को चित्रों से मिलाइये। मात्रा का चित्र चिपकाना।
	रिविजन		

### 2<sup>nd</sup> Evaluation (August to November)

अगस्त	पाठ 8 जादूगर का जादू	पाठ 8 जादूगर का जादू	इमला।
सितंबर	पाठ 9 मेला पाठ 10 शैला की मैना पाठ 11 होली का दिन	पाठ 7 मेला पाठ 8 शैला की मैना पाठ 9 होली का दिन	शब्दों को चित्रों से मिलाइये। कहानी वचन।

अक्टूबर	पाठ 12 कौषल की सालगिरह ।	पाठ 10 कौषल की सालगिरह ।	इमला
नवंबर	पाठ 13 संजय की पतंग	पाठ 11 संजय की पतंग	
	रिविजन		

### 3rd Evaluation (December to February)

दिसंबर	पाठ 14 तांगे वाले की मूछें पाठ 15 परियों की रानी	पाठ 11 तांगे वाले की मूछें । पाठ 12 परियों की रानी	चित्र देखकर वाक्य पूरे कीजिए ।
जनवरी	पाठ 16 मस्त कलंदर पाठ 17 नन्ही चिड़िया पाठ 18 अच्छी परी पाठ 19 गुब्बारे वाला	पाठ 13 मस्त कलंदर पाठ 14 नन्ही चिड़िया पाठ 15 अच्छी परी पाठ 16 गुब्बारे वाला	इमला । अपने प्रिय मित्र पर पाँच वाक्य लिखिए । चिड़िया घर के बारे में पाँच वाक्य लिखो । कहानी वाचन ।
फरवरी	पाठ 20 योगशाला ।	पाठ 17 योगशाला ।	योग के बारे में ज्ञान देना ।
	रिविजन		

नोट : रचनात्मक खण्ड सुझाव मात्र है। संबंधित क्रियाकलाप किए जा सकते हैं।

**Sub :**

**Maths**

**Class : 1**

### Ist EVALUATION

MARCH	1) Comparison	page no 1 to 16	Teaching comparison by showing different object (big/small/fat/thin/long/short/far/ near etc)
April	2) Number Concept(0-50)	page no 17 to 24	Number name 1-50
JUNE	Number Concept(0-50)	page no 25 to 32	Concept of ordinal numbers by activity
JUIY	JUIY Number Concept(0-20)	page no 33 to 42	
	REVISION		1) Table 2,3,4) using bindies show greater or less

### IInd EVALUATION

AUGUST	3) Addition and substration	page no 43 to 53	concept of addition and subtraction on the number line
SEPTEMBER	4) Shapes	page no 54 to	Show the children practically how many faces are there in a cube, cubiod, cone ,cylinder and sphere

		63	using objects
	5) Number concept (0-100)	page no 64 to 77	concept of ones and tens with the help of abacus
	6) Length	page no 78 to 80	number name 50-100 paste different shapes.
OCTOBER	7) add and subtract	page no 81 to 83	measure length of different object of cubits, strides
			handspan and palm addition and subtraction
			with the help of abacus
NOVEMBER	8) Weight	page no 84 to 87	Concept of heavier and lighter

NOTE---- Refer the NCERT Trainer's Handbook in Early Childhood Care and Education Book

### IIIrd EVALUATION

DECEMBER	9) More on addition	page no 88 to 92	Concept of more and less by comparing the
			capacity of different things practically
	10) Capacity	page no 93 to 94	
JANUARY	11) More on subtraction	page no 95 to 99	Table 2-5
	12) Time	page no 100 to 105	clock making/ time reading activity
	13) MONEY	page no 106 to 114	
FEBRUARY	MONEY		handles money, add coins
	REVISION		

Most of the above mentioned concepts can be reinforced through activities given in CD ROM, "e-Wiz Kid"

# ENVIRONMENTAL SCIENCE

## Ist EVALUATION

MARCH	1) More about me	Paste your photograph and write 5 sentences about your self solve the puzzle on body part (kit)
		Draw the picture of sense organ. Discussion on various sense organ (test your senses)
APRIL	2) Keeping clean	Draw the picture of 5 things needed to keep our body clean
		Discussion how to keep our body clean
		collect the wrappers of things we use to keep our body clean
	3) Our food	Paste the pictures of 5 vegetables and 5 fruits.
		Distinguish between healthy and unhealthy food
		bring fresh fruit and dry fruits in your tiffin.
JUNE	4) Keeping healthy	paste the picture of 5 things which keep our body healthy , exercises (body warm up) fix 16 piece puzzle (e -wiz kid cd room)
JULY	5) Clothing	Draw the pictures of different clothes that we wear in different season . Use e- wiz kid cd
	REVISION	
	NOTE---- Refer the NCERT Trainer's Handbook in Early Childhood Care and Education Book	

## IInd EVALUATION

AUGUST	6) A house is must	Draw the picture of different type of houses
	7) Who are they	Paste the photo graph of family member in your book
SEPTEMBER	8) We are a happy family	Make family chart .page no 40 of my living world
	9) Fair and festivals	Draw National Flag of India and colour it discussion on fair and festival ,National flag
OCTOBER	10) Know your surrounding	Collect the pictures of desert ,forest ,rivers ,mountain
	REVISION	
	NOTE---- Refer the NCERT Trainer's Handbook in Early Childhood Care and Education Book	

## IIIrd EVALUATION

NOVEMBER	11) Plant	Draw and colour the different part of plant and things which we get from plants .Grow a plant activity and
		block printing with leaves ,collect the material from plant and paste it on the picture of tree
DECEMBER	12) THE ANIMAL KINGDOM	Paste the picture of any 5 birds,wild/domestic animals
JANUARY	13) WATER	Draw the picture of 5 sources of water in your copy.
		Discussion on water cycle .Discussion on various uses of water.
	14) Important Places	Write the name of school,hospital,park,milk booth and
FEBRUARY	15) Let us meet them	post office present in your neighbourhood
		let us meet them (role play) by passing the parcel
	REVISION	
	NOTE---- Refer the NCERT Trainer's Handbook in Early Childhood Care and Education Book	

**Chapter – 1  
My Computer**

**What is Computer**

Computer is an electronic device. The speed of a Computer is very fast.

**Use of Computer**

- 1) We can play games.
- 2) We can make greeting cards.
- 3) We can draw pictures.
- 4) We can watch movie.
- 5) Computer makes our calculation very easy.

**Chapter – 2  
Parts of Computer**

**A Computer consists of four parts: -**

1. Monitor
2. Keyboard
3. Mouse
4. C.P.U.

**1. Monitor**

Monitor is the display unit. Monitor looks like a television. It is also called V.D.U.

**2. Keyboard**

Keyboard is just like a typewriter. It is an input device.

**3. Mouse**

Mouse is a pointing device. It is an input device.

**4. C.P.U.**

The full form of C.P.U. is the Central Processing Unit. C.P.U. is also called the Brain of a computer.

----- **Chapter – 3** -----

**History of Computer**

**The Abacus**

Abacus was the first calculating device used for calculation.

**Exercise**

**Q1. Fill in the blanks**

1. Computer is an \_\_\_\_\_ machine.(electronic)
2. Computer makes our calculation very \_\_\_\_\_. (fast)
3. Computer has \_\_\_\_\_ parts.(four)
4. The four parts are monitor, \_\_\_\_\_, keyboard and CPU. (mouse)
5. Keyboard is just like a \_\_\_\_\_.( typewriter)
6. Monitor looks like a \_\_\_\_\_.( television)
7. Monitor is the \_\_\_\_\_ unit.( display)
8. Mouse is an \_\_\_\_\_ device.(input)


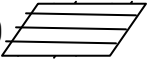



**Q2. State True / False**

1. Computer is a mechanical device. \_\_\_\_\_(false)
2. The speed of a Computer is very slow. \_\_\_\_\_(false)
3. We can make greeting cards with computer. \_\_\_\_\_(true)
4. A Computer consists of three parts. \_\_\_\_\_(false)
5. CPU is also called the brain of a computer. \_\_\_\_\_(true)
6. Keyboard is an input device. \_\_\_\_\_(true)
7. Monitor also called M.D.U. \_\_\_\_\_(false)

**Q3. Arrange the following jumble words: -**

1. TIORMON - \_\_\_\_\_ (MONITOR)
2. EBOYAKRD - \_\_\_\_\_ (KEYBOARD)
3. MSEUO - \_\_\_\_\_ (MOUSE)
4. MOCTERPU - \_\_\_\_\_ (COMPUTER)
5. AUABCS - \_\_\_\_\_ (ABACUS)

**Q4. Match the following: -**

- |                 |      |   |     |
|-----------------|------|---|-----|
| 1. CPU          | - a) |  | (5) |
| 2. Mouse        | - b) |  | (3) |
| 3. Keyboard     | - c) |  | (2) |
| 4. Monitor - d) | -    |  | (1) |
| 5. Abacus       | - e) |  | (4) |

**Q5. Draw following parts of computer: -**

1. Monitor
2. CPU
3. Mouse
4. Keyboard



## DHARAM SHIKSHA (Class-1)

### I - EVALUATION

प्रश्न : आकाश में हमें क्या दिखाई देता है ?

उ – आकाश में हमें चँद, तारे, और सूरज दिखाई देते हैं

प्रश्न : सूरज कब निकलता है ?

उ – सूरज सुबह निकलता है।

प्रश्न : हमारा वातावरण कैसा होना चाहिए ?

उ – हमारा वातावरण शुद्ध एवं साफ होना चाहिए।

प्रश्न : वातावरण को साफ रखने के क्या उपाय हैं ?

उ – वातावरण को साफ रखने के लिए गंदगी यहाँ वहाँ नहीं फैलानी चाहिए।

प्रश्न : जीवन के मुख्य आधार कौन- कौन से हैं ?

उ – जीवन के मुख्य आधार खाना, कपड़ा और मकान हैं।

प्रश्न : खाना, कपड़ा और मकान हमें कौन देता है ?

उ – खाना, कपड़ा और मकान हमें ओउम् देता है।

प्रश्न : सुबह उठकर क्या करना चाहिए ?

उ – सुबह उठकर दातुन कर शौच जाकर, अपने माता-पिता के चरण छूने चाहिए।

प्रश्न : कसरत करने से क्या लाभ है ?

उ – कसरत करने से हमारा शरीर स्वस्थ व बलवान बनता है।

प्रश्न : पानी हमें कहाँ से प्राप्त होता है ?

उ – वर्षा, नल, कुआँ, नदी और तालाब से प्राप्त होता है।

प्रश्न : हवन से क्या लाभ है ?

उ – हवन करने से वातावरण की शुद्ध होता है एवं मन और विचार पवित्र होते हैं।

प्रश्न : खाना कैसे खाना चाहिए ?

उ – खाना चबा, चबाकर खाना चाहिए।

प्रश्न : हमें कैसा भोजन करना चाहिए ?

उ – हमें पौष्टिक एवं ताज़ा भोजन करना चाहिए।

प्रश्न : सड़क के किस ओर चलना चाहिए ?

उ – सड़क के बाएँ ओर चलना चाहिए।

## II - EVALUATION

प्रश्न : पाठशाला कैसे मन से जाना चाहिए ?

उ –पाठशाला अच्छे मन से जाना चाहिए।

प्रश्न : हम पाठशाला क्यों जाते हैं?

उ –हम पाठशाला पढ़ने, लिखने और अच्छी बातें सीखने जाते हैं।

प्रश्न : हमें पाठ कहां याद करना चाहिए ?

उ –हमें पाठ शांत वातावरण में याद करना चाहिए।

प्रश्न : खेलने से क्या लाभ है?

उ – खेल से हमारा शरीर स्वस्थ और बलवान बनता है।

प्रश्न : मैदान में खेले जाने वाले 5 खेलों के नाम बताओ।

उ –कबड्डी, खो-खो, फुटबॉल, क्रिकेट, हॉकी

प्रश्न : पाठशाला जाकर किसका अभिवादन करना चाहिए?

उ –पाठशाला जाकर हमें गुरुजनों का अभिवादन करना चाहिए।

प्रश्न : हमें कक्षा में कौन पढ़ाते हैं?

उ –हमें कक्षा में अध्यापिका/ अध्यापक पढ़ाते हैं।

प्रश्न : खाने के बाद क्या करना चाहिए?

उ – खाने के बाद कुल्ला करके हाथ धोने चाहिए?

प्रश्न : सुबह उठ कर क्या करना चाहिए?

उ –सुबह उठ कर दातुन कर, शौच जाना चाहिए और व्यायाम करना चाहिए।

प्रश्न : सुबह उठकर किसका जाप करना चाहिए?

उ –सुबह उठकर ओउम् का जाप करना चाहिए।

**शांति पाठ याद करो ।**

### III - EVALUATION

प्रश्न : सुबह उठकर क्या करना चाहिए?

उ –सुबह उठकर माता-पिता के चरण छूने चाहिए हाथ-मुँह धोकर शौच जाना चाहिए।

प्रश्न : सुबह उठकर किसका भजन करना चाहिए?

उ –सुबह उठकर भगवान का भजन करना चाहिए।

प्रश्न : सर्दी में कैसे कपड़े पहनने चाहिए?

उ –सर्दी में गरम कपड़े पहनने चाहिए।

प्रश्न : हमें कैसा भोजन करना चाहिए?

उ –हमें बासी व ठंडा भोजन न खाकर गरम खाना, खाना चाहिए।

प्रश्न : हमें कहाँ घूमने जाना चाहिए?

उ –हमें बाहर साफ-हवा और बगीचे में घूमने जाना चाहिए।

प्रश्न : गर्मी में कैसे कपड़े पहनने चाहिए?

उ –गर्मी में सूती कपड़े पहनने चाहिए।

प्रश्न : हमें कैसा भोजन नहीं करना चाहिए?

उ –हमें बासी व ठंडा भोजन नहीं खाना चाहिए।

प्रश्न : सड़क पर किस ओर चलना चाहिए?

उ –सड़क पर बाईं ओर चलना चाहिए।

प्रश्न : सड़क कैसे पार करना चाहिए?

उ –सड़क धीरे-धीरे,इधर-उधर देखकर पार करनी चाहिए।

प्रश्न : हमें कैसे बोल नहीं बोलने चाहिए?

उ –हमें झूठे,बुरे और कड़वे बोल नहीं बोलने चाहिए।

प्रश्न : हमें कैसे बोल बोलने चाहिए?

उ –हमें सच,भले और मीठे बोल बोलने चाहिए।

प्रश्न : घर लौटकर क्या करना चाहिए?

उ –हमें घर लौटकर हाथ,मुँह,पैर,धोकर दूध पीना चाहिए और उसके बाद खेलने जाना चाहिए।

प्रश्न : हमें किसकी सेवा करनी चाहिए?

उ –हमें माता-पिता और बड़ों की सेवा करनी चाहिए।

प्रश्न : हमें कैसे काम करना चाहिए?

उ –हमें भले काम करना चाहिए।

**शांति पाठ और गायत्री मंत्र याद करो**

## **G.K (ORAL)/ CONVERSATION**

### **1<sup>st</sup> EVALUATION**

#### **MY SELF**

1. What is your name?

Ans. My name is \_\_\_\_\_.

2. How old are you?

Ans. I am five years old.

3. Who are you?

Ans. I am a boy/girl.

4. In which class do you study?

Ans. I study in class 1.

5. Which is your favourite colour?

Ans. My favourite colour is \_\_\_\_\_.

#### **MY SCHOOL**

Q. 1. What is the name of your school?

Ans. The name of my school is \_\_\_\_\_.

Q.2. Who is the head of the school?

Ans . Principal is the head of the school.

Q.3. Who is your Principal?

Ans. Our Principal is Mr. / Mrs. \_\_\_\_\_.

Q.4. Who is your class teacher?

Ans. My class teacher is Mr. / Mrs. \_\_\_\_\_.

Q.5. Where is your school?

Ans. My school is in \_\_\_\_\_.

### **CLASS - 1**

#### **ANIMALS AND BIRDS**

Q.1. Name some wild animals?

Ans. Elephant, Giraffe, Lion, Monkey, Kangaroo, Bear and Fox.

Q.2. Name some domestic animals?

Ans. Goat, Camel, Buffalo, Sheep, Donkey, Dog & Cow.

Q.3. Name some pet animals?

Ans. Cat, Dog, Rabbit, Parrot, Ginny pig and Rat.

Q.4. Name some water animals?

Ans. Fish, Dolphin, Snake, Crab, Turtle and lobster.

Q.5. Name some birds name?

Ans. Sparrow, Crow, Pigeon, Dove, Duck, Eagle and wood pecker.

Q.6. Name some reptiles?

Ans. Lizard, Tortoise, Cobra, Crocodile and Frog.

#### **Parts of the body**

1. With what we walk?

Ans. We walk with our leg.

2. With what do you see?

Ans. I see with my eyes.

3. With what do we speak?

Ans. We speak with our tongue.

4. With what do we smell?

Ans. We smell with our nose.

5. With what do we hear?  
Ans .We hear with our ears

## **2<sup>nd</sup> EVALUATION**

### **DWELLINGS (ANIMAL HOME)**

1. Where do we live?  
Ans. We live in our houses.
2. Where does a cow live?  
Ans. A cow lives in a cow shed.
3. Where does a dog live?  
Ans. A dog lives in a kennel.
4. Where does a bee live?  
Ans. A bee lives in a bee hives.
5. Where does a bird live?  
Ans. A bird lives in a nest.
6. Where does a horse live?  
Ans. A horse lives in a stable.
7. Where does a rat live?  
Ans. A rat lives in a hole.
8. Where does a rabbit/fox live?  
Ans. Rabbit/fox lives in a burrow.

### **FOOD & DRINKS**

1. Are you vegetarian or non vegetarian?  
Ans. I am a vegetarian/ non vegetarian.

1. What do you drink in the morning?

Ans. I drink milk in the morning.

2. What do you take for your breakfast?

Ans. I take milk, butter- bread, fruits and dry fruits, poha and sandwich.

3. What do you take for your lunch?

Ans I take rice, dal , chappati, vegetables, salad, papad and pickles for lunch.

4. When do you take your dinner?

Ans. I take my dinner at 90' clock.

5. Name the item made of milk?

Ans. Kheer, cheese, curd, butter and ice-cream.

6. Which dishes are made of rice?

Ans. Pulav, idli, dosa, vegetable- biryani and kheer.

### **DAYS, WEEKS, MONTHS AND YEARS**

1. How many days are there in a week?

Ans. There are seven days in a week.

2. Name the days of the week.

Ans. The days of the week are-Sunday, Monday, Tuesday, Wednesday, Thursday, Friday, Saturday.

3. How many months are there in a year?

Ans. There are 12 months in a year.

4. Name the months?

Ans. January, February, March, April, May, June, July, August, September, October, November, December.

5. Which is the first day of the week?

Ans. Sunday is the first day of the week.

6. Which is the last day of the week?

Ans. Saturday is the last day of the week.

## **WORD TRAIN**

Ex-

1. Class - straw – watch – hang - giraffe

Minimum 10 example ( practice)

## **3<sup>rd</sup> EVALUATION**

### **ANIMALS AND THEIR YOUNG ONES**

Q.1. What is the young one of a lion called?

Ans. The young one of a lion is called a cub.

Q.2. What is the young one of a cat called?

Ans. The young one of a cat is called a kitten.

Q.3. What is the young one of a dog called?

Ans. The young one of a dog is called a puppy.

Q.4. What is the young one of a sheep called?

Ans. The young one of a sheep is called a lamb.

Q.5. What is the young one of a cow called?

Ans. The young one of a cow is called a calf.

Q.6. What is the young one of a hen called?

Ans. The young one of a hen is called a chick.



Q.7. What is the young one of a duck called?

Ans. The young one of a duck is called a duckling.

Q.8. What is the young one of a horse called?

Ans. The young one of a horse is called a colt.

Q.8. What is the young one of a kangaroo called?

Ans. The young one of a kangaroo is called a joey.

### **GROUP NAME**

Q.1. What do we call gourd, cabbage, brinjal, potato, and beans?

Ans. We call them vegetables.

Q.2. What do we call bananas, apples, grapes and oranges.

Ans. They are called fruits.

Q.3. How do we group marigold, aster, lotus, rose, lily and jasmine?

Ans. We group them as flowers.

Q.4. How do we group lion, tiger, bear, monkey and elephant?

Ans. We group them as wild animals.

Q.5. What is the group name for dog, parrot and cat?

Ans. We call them pets.

Q.6. What is the group name for cow, buffalo, ox, horse, donkey?

Ans. They are called domestic animals.

Q.7. What do we called peepal, neem, banyan, oak and teak.

Ans. They are called trees.

Q.8. What is the group name for chair, table, bench, desk and sofa etc?

Ans. We call them furniture.

### **QUALITIES OF AN IDEAL CHILD**

Q.1. What should you say when some one gives you something?

Ans. We should say 'Thank you'!

Q.2. What should you say if you do anything wrong?

Ans. We should say sorry.

Q.3. What should you say when you interrupt anyone?

Ans. We should say ' Excuse me'.

Q.4. How should you keep your books and note books?

Ans. We should keep our books and note books clean.

Q.5. Should you fight or push other children.

Ans. No, we Should not fight or push other children.

Q.6. Where should we throw the waste?

Ans. We should throw the waste in the dustbin.

Q.7. What should you reply when someone say 'Thank you'.

Ans. We should say 'My pleasure'.

### **FESTIVALS**

Q.1. When do we celebrate our independence day?

Ans. We celebrate our independence day on 15th August.

Q.2. When does X- mas festivals fall every year?

Ans. X- mas festival falls every year on 25<sup>th</sup> December.

Q.3. Who celebrates the 'Id' festival?

Ans. Muslims celebrates the 'Id' festival.

Q.4. Which festival is known as the festival of lights?

Ans. Diwali is known as the festival of lights.

Q .5. When do we celebrate our Republic day?

Ans. We celebrate our Republic day on 26<sup>th</sup> January.

Q.6. In which festival do people sprinkle colours on one another?

Ans. In 'Holi' people sprinkle colours on one another.

## **CLASS- I**

# **PHYSICAL DEVELOPMENT**

### **I st EVALUATION**

1. Walk backwards
2. Pour water with perfection.
3. Runs a distance of 20 m, sack/spoon race.
4. Tosses and bounces a ball.
5. Musical fruit circle.
6. Rolls the tyre or any other movable objects.
7. Uses all the permanent play equipment with confidence.

### **IInd EVALUATION**

1. Actively participates indoor games.
2. Actively participates outdoor games.
3. Conducts free movements with body control.
4. Throw ball at a given target.
5. Participates in races.

### **IIIrd EVALUATION**

1. Actively participates indoor games.
2. Actively participates outdoor games.
3. Show body control during exercises.
4. Enjoy group game.

## **DRAWING**

### **Ist EVALUATION**

1. Colour evenly and neatly  
(step by step page no. 1 to 13).
2. Create things out of given materials.

### **II nd EVALUATION**

1. Colour evenly and neatly  
(step by step page no. 14 to 26).
2. Create things out of given materials.

3. Shows originality and imagination while drawing on a theme ( listening and drawing and free hand drawing)

### **IIIrd EVALUATION**

1. Colour evenly and neatly  
(step by step page no. 27 to 40).
2. Uses water colour.
3. Shows originality and imagination while drawing.
  - a) Drawing on a theme.
  - b) Free hand drawing.

**NOTE= Refer the NCERT Trainers Handbook in EARLY CHILDHOOD CARE and EDUCATION BOOK.**

## **MUSIC**

## **CLASS I**

### **EVALUATION –I**

MARCH	Poem with Action
APRIL	DAV Anthem
JUNE	Poem with Action
JULY	Action Song and Poem

## **EVALUATION II**

AUG	Song
SEPTEMBER	Prayer Hey Prabhu Anandata
OCT	Song
NOVEMBER	Poem With Action

## **EVALUATION – III**

DECEMBER	BHAJAN
JAN	Poem With Action
FEB	Bhajan